

NWCSQARC Sample Taker (Practice Manager) Database

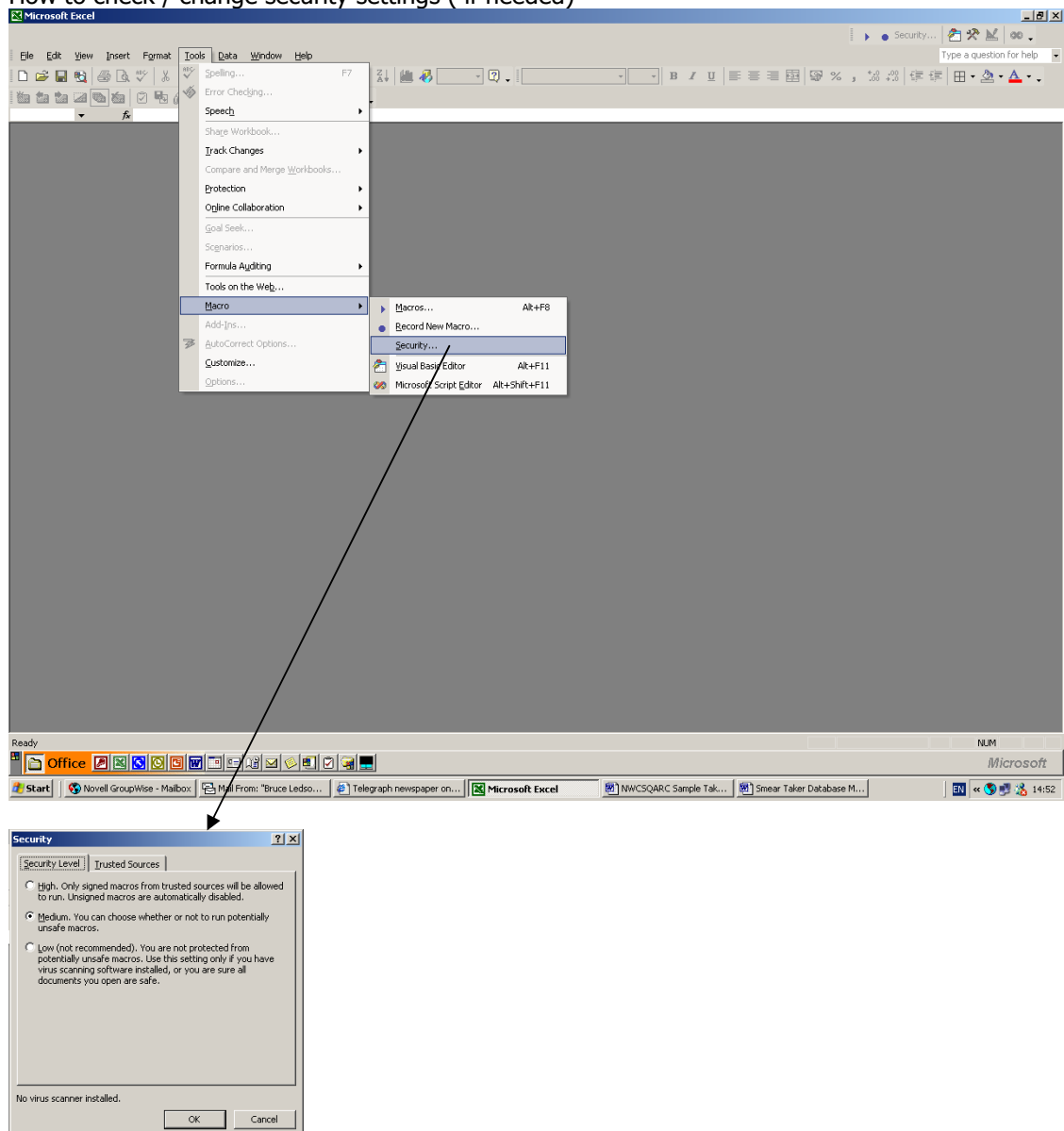
Sample Taker 'Database' for Practice Managers

Purpose

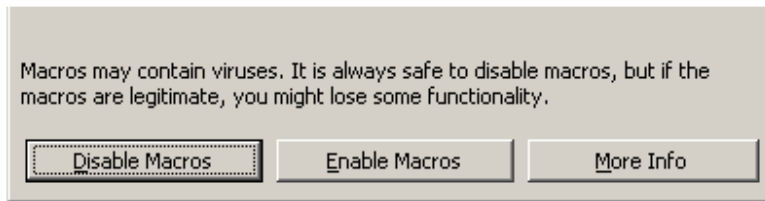
Centrally held application to be used by Practice Managers to interrogate their results. Access is via the NWCSQARC website (www.nwcsqarc.org.uk) and requires registration with NWCSQARC (see website for forms)

In order to be able to use this application, the user must be connected to the internet to download the file. Once saved, the computer has to have Excel, with security settings set to medium.

How to check / change security settings (if needed)



On opening the file – User will be asked to enable macros. This application requires this.



Once enabled, the User will be prompted for their User Name and Password.

**USERNAME AND PASSWORD (6 CHARACTERS) CAN BE FOUND IN THE
CONFIRMATION LETTER.
*** ALL UPPERCASE AND NO SPACES *****

A light blue rectangular form. On the left, there are two input fields: "USER NAME" and "PASSWORD", both highlighted in yellow. To the right of these fields is a logo for "QA CERVICAL SCREENING" with "QA" in large purple letters and "CERVICAL SCREENING" in smaller purple letters below it. Below the input fields, there is a status line: "Name: Not registered" and "Results on database: Not applicable". At the bottom of the form are two buttons: "SUBMIT" and "CLEAR".

Consists of 2 input boxes (highlighted yellow) and two buttons, Submit and Clear

User Name – this is displayed as you type.

Password – as it's typed in, the characters are displayed as ****.*.

The information entered is used to retrieve the data. If correctly entered Practice Manager's name will appear below. Click on Submit to obtain results.

Microsoft Excel - smeataker_database_DEVELOPMENT_3_PM

File Edit View Insert Format Tools Data Window Help

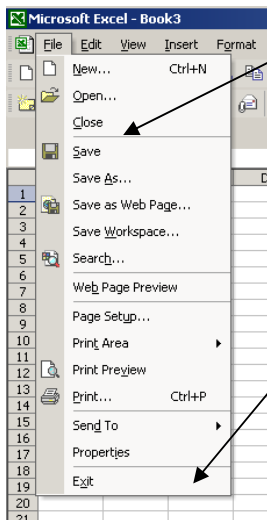
100% Tahoma 8

	A	B	C	D	E	F	G	H	I	J	K	L	M	N	O
			HOME	ANNUAL		QUARTER									
	PRACTICE	PRACTICECODE	TAKERCODE	INADEQUATE	NEGATIVE	BORDERLINE	MILD	MODERATE	SEVERE	SEVEREINVASIVE	GLANDULAR	TOTAL	%	LABORATORY	QUARTER
4	Springfield Medical Centre (Dr Hibbert)	2BED	001	3								3	0.0%	AINTREE	1
5	Springfield Medical Centre (Dr Hibbert)	2BED	001	1			1					2	0.0%	AINTREE	2
6	Springfield Medical Centre (Dr Hibbert)	2BED	001	6								6	0.0%	AINTREE	3
7	Springfield Medical Centre (Dr Hibbert)	2BED	001	8								8	0.0%	AINTREE	4
8			001 Total	0	18	0	1	0	0	0	0	0	19	0.0%	
9	Springfield Medical Centre (Dr Hibbert)	2BED	002	0	3	0	2		0	0	0	5	0.0%	AINTREE	1
10			002 Total	0	3	0	2		0	0	0	5	0.0%		
11	Springfield Medical Centre (Dr Hibbert)	2BED	003	1	54	4	3					62	1.6%	AINTREE	1
12	Springfield Medical Centre (Dr Hibbert)	2BED	003	56	3			1				60	0.0%	AINTREE	2
13	Springfield Medical Centre (Dr Hibbert)	2BED	003	54	4	1						59	0.0%	AINTREE	3
14	Springfield Medical Centre (Dr Hibbert)	2BED	003	1	89	1	4					95	1.1%	AINTREE	4
15			003 Total	2	253	12	8	1	0	0	0	276	0.7%		
16	Springfield Medical Centre (Dr Hibbert)	2BED	008	0	1	0	0		0	0	0	1	0.0%	AINTREE	3
17			008 Total	0	1	0	0		0	0	0	1	0.0%		
18	Springfield Medical Centre (Dr Hibbert)	2BED	009	0	1	0	0		0	0	0	1	0.0%	AINTREE	3
19			009 Total	0	1	0	0		0	0	0	1	0.0%		
20	Springfield Medical Centre (Dr Hibbert)	2BED	022	0	1	0	0		0	0	0	1	0.0%	AINTREE	1
21			022 Total	0	1	0	0		0	0	0	1	0.0%		
22	Springfield Medical Centre (Dr Hibbert)	2BED	<BLANK>	5	1	2						8	0.0%	AINTREE	1
23	Springfield Medical Centre (Dr Hibbert)	2BED	<BLANK>	15	1							16	0.0%	AINTREE	2
24	Springfield Medical Centre (Dr Hibbert)	2BED	<BLANK>	10								10	0.0%	AINTREE	3
25	Springfield Medical Centre (Dr Hibbert)	2BED	<BLANK>	17	3							20	0.0%	AINTREE	4
26			<BLANK> Total	0	47	2	5	0	0	0	0	54	0.0%		
27			Grand Total	2	324	14	16	1	0	0	0	357	0.6%		
28															

part of results screen

Annual – ‘compacts’ the data to show annual data
 Quarter – ‘expands’ the data to show quarterly data
 Home – returns user to Home page

Closing the application – use either File... Close or File.. Exit (from Excel toolbar)



or click on X in top right.. In all cases , don't save changes

