

NWCSQARC Sample Taker Database

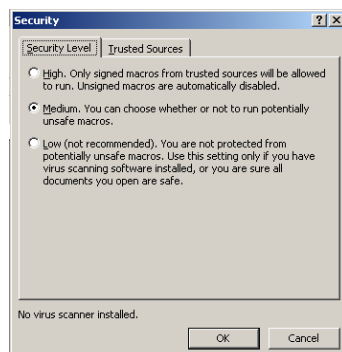
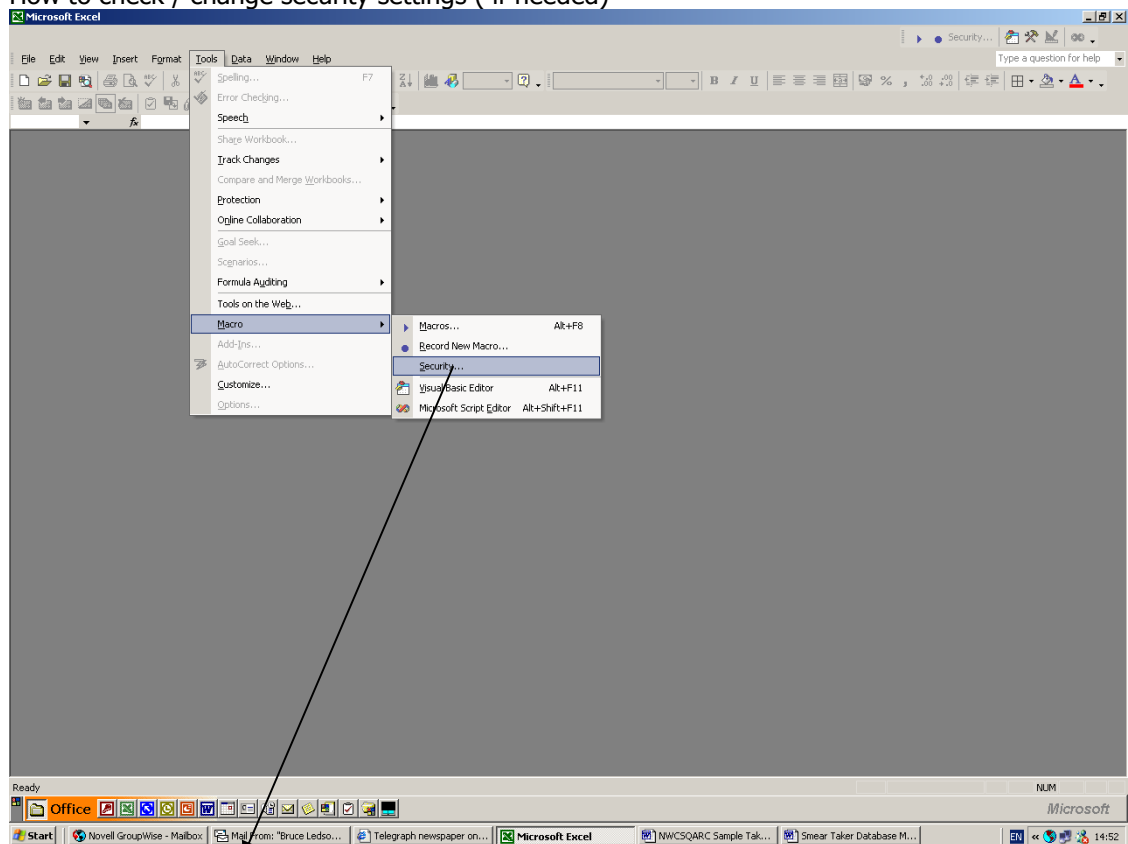
Sample Taker 'Database'

Purpose

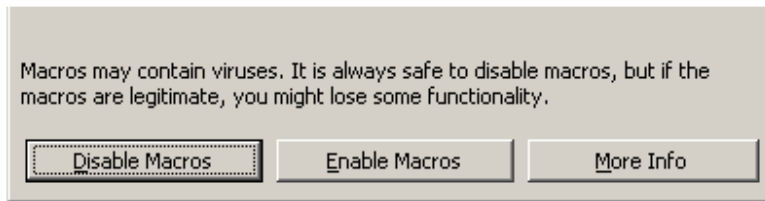
Centrally held application to be used by Sample Takers to interrogate their results. Access is via the NWCSQARC website (www.nwcsqarc.org.uk) and requires registration with NWCSQARC (see website for forms)

In order to be able to use this application, the user must be connected to the internet to download the file. Once saved, the computer has to have Excel, with security settings set to medium.

How to check / change security settings (if needed)



Opening the file – User will be asked to enable macros. This application requires this.



Once enabled, the User will be prompted to supply their User Name and Password.

**NOTE – USERNAME AND PASSWORD (6 CHARACTERS) CAN BE FOUND IN THE CONFIRMATION LETTER.
*** ALL UPPERCASE AND NO SPACES *****

A light blue rectangular form. On the left, there are two input fields: "USER NAME" and "PASSWORD", both highlighted in yellow. Below the password field, there is a status area with the text: "Name: Not registered" and "Results on database: Not applicable". At the bottom of the form are two buttons: "SUBMIT" and "CLEAR". On the right side of the form is a logo for "QA CERVICAL SCREENING" with "QA" in large purple letters and "CERVICAL SCREENING" in smaller purple letters below it.

Consists of 2 input boxes (highlighted yellow) and two buttons, Submit and Clear

User Name – this is displayed as you type.


Password – as it's typed in, the characters are displayed as *****.

The information entered is used to retrieve the data. If correctly entered Sample Taker's name will appear below. Click on Submit to obtain results. There are also the regional quarterly and annual results for comparison.

QUARTER 1 RESULTS			QUARTER 2 RESULTS			QUARTER 3 RESULTS			QUARTER 4 RESULTS		
Inadequate	3,091	2.76%	Inadequate	2,458	2.22%	Inadequate	2,125	2.09%	Inadequate		
Negative	99,810	89.01%	Negative	98,107	88.46%	Negative	90,219	88.67%	Negative		
Borderline	4,462	3.98%	Borderline	5,009	4.52%	Borderline	4,458	4.38%	Borderline		
Mild	2,613	2.33%	Mild	3,464	3.12%	Mild	3,169	3.11%	Mild		
Moderate	591	0.53%	Moderate	912	0.82%	Moderate	922	0.91%	Moderate		
Severe	532	0.47%	Severe	851	0.77%	Severe	744	0.73%	Severe		
Severe ? Invasive	152	0.14%	Severe ? Invasive	32	0.03%	Severe ? Invasive	25	0.02%	Severe ? Invasive		
? Glandular	880	0.78%	? Glandular	71	0.06%	? Glandular	90	0.09%	? Glandular		

Individual Results for sample taker Not registered for quarter Q1 07/08 01 Apr to 30 June 2007	Individual Results for sample taker Not registered for quarter Q2 06/07 01 July to 30 September 2006	Individual Results for sample taker Not registered for quarter Q3 06/07 01 October to 31 December 2006	Individual Results for sample taker Not registered for quarter Q4 06/07 01 January to 31 March 2007
--	--	--	---

12 MONTHS RESULTS (Jul 06 - Jun 07)		
Inadequate	10,510	2.33%
Negative	400,803	88.85%
Borderline	19,481	4.32%
Mild	12,814	2.84%
Moderate	3,242	0.72%
Severe	2,885	0.64%
Severe ? Invasive	239	0.05%
? Glandular	1,152	0.26%

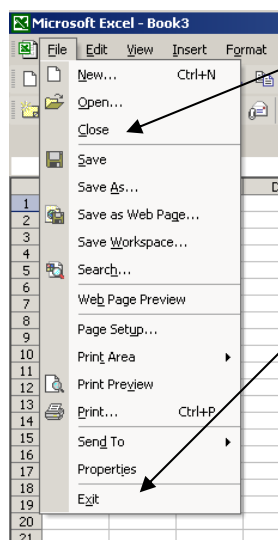


Individual Results for sample taker Not registered for 01 July 2006 to 30 June 2007

part of results screen

Home – returns user to Home page

Closing the application – use either File... Close or File.. Exit (from Excel toolbar)



or click on X in top right. In all cases , don't save changes

